

HELICOIL® manual installation tool

The H-PMG manual installation tool allows an easy installation of HELICOIL® Classic and HELICOIL® Plus thread inserts. The tool features a leader cartridge, a pitch-controlled threaded mandrel and a depth stop and fits BSP threads (British Standard Pipe Thread).

Note:

Only required for HELICOIL® Plus for fine screw threads and special applications. As an alternative, a HELICOIL® Plus installation mandrel can be used.

Properties:

- Smooth mandrel
- Pitch-controlled
- With depth stop
- With leader cartridge
- For HELICOIL® Classic, HELICOIL® Plus Free Running and HELICOIL® Plus Screwlock

Technical information can be found on the last page.



Diameter (d)	Article number	Pitch (P)	Nominal length t ₂
G 1/4"-19	01500274400	1.34	6.4
G 3/8"-19	01500277400	1.34	9.5
G 1/2"-14	01500279400	1.81	19.1
G 3/4"-14	01500283400	1.81	19.1
G 7/8"-14	01500285400	1.81	22.2
G 1"-11	01500286400	2.31	25.4
G 1 1/4"-11	01500288400	2.31	31.8
G 1 1/2"-11	01500290400	2.31	38.1

All technical data refer to the measure mm

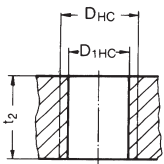


HELICOIL® Plus thread inserts

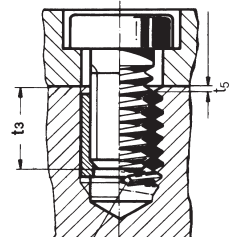
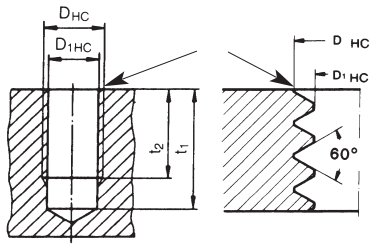


W and d_1 are the control values for thread inserts (Free Running and Screwlock) before they have been installed. The length can only be measured for installed thread inserts.

Holding thread



Assembly



tang not broken off

Prior to tapping, counter-bore 90° and deburr.
Outside diameter of countersink = $D_{HC} + 0.1 \text{ mm}$.

- d = Nominal thread diameter
- P = Thread pitch
- d_1 = Outside diameter of thread insert prior to installation
- W = Number of threads prior to installation
- D_{HC} = Outside diameter of the parent thread
- D_{1HC} = Crest diameter
- B = Suitable twist drill diameter. Please note: D_{1HC} is critical for selecting the correct twist drill diameter.
- t_1 = Minimum depth of tapped hole according to DIN 76 – Part 1 (guide value)
- t_2 = The nominal length of the thread insert corresponds to the minimum length of the full parent thread for blind holes or the minimum plate thickness for a through hole.
- t_3 = Maximum screw-in depth when the tang is not removed
- t_5 = Distance of the thread insert from the joint face = 0.25 to 0.5 P, if t_2 corresponds to the above-mentioned minimum value

When you use HELICOIL® Plus thread inserts for volume production, we recommend to add at least $1 \times P$ to values t_1 and t_2 .

All technical data refer to the measure mm

